

TAB-DOWN 1X1 1000M Lightning Protection Base For RJ45

UN111Q303AB2A1DFL

Electrical

- ◆ Turn ratio: 1~2:J1~J2=1CT:1CT(±2%).
3~4:J3~J6=1CT:1CT(±2%).
6~7:J4~J5=1CT:1CT(±2%).
8~9:J7~J8=1CT:1CT(±2%).
- ◆ OCL:350uH Min.at 100KHz 100mV 8mA DC.
- ◆ Insertion Loss: -1.0 dB Max 1~100MHz.
- ◆ Return loss: -18dB Min 1~30MHz;
-14dB Min 30~60MHz.
-12dB Min 60~80MHz.
-10dB Min 80~100MHz.
- ◆ Cross talk: -40dB Min 1~30MHz;
-35dB Min 30~60MHz;
-30dB Min 60~100MHz;
- ◆ CMR: -30dB Min 1~100MHz;
- ◆ IEC 61000-4-2 (ESD) ±30kV (air), ±30kV (contact);
- ◆ IEC 61000-4-5 (SURGE) ±4kV (Difference Mode),±6kV (Common mode).
- ◆ Hi-Pot:1500V AC & 2250V DC 6S 1mA PRI TO SEC.

Mechanical Data

- ◆ Durability: 750 Cycles Min.
- ◆ Mating Force: 23N MAX.
- ◆ Operating Temperature: -40°C~+85°C.
- ◆ Storage Temperature: -40°C~+85°C.
- ◆ All Critical Dimensions with "*"

LED Specification

Standard LED Color	LED Wavelength	Foward (A)	Foward (V)
Green	568nm	20mA	1.85-2.45V
Yellow	585nm	20mA	1.7-2.2V



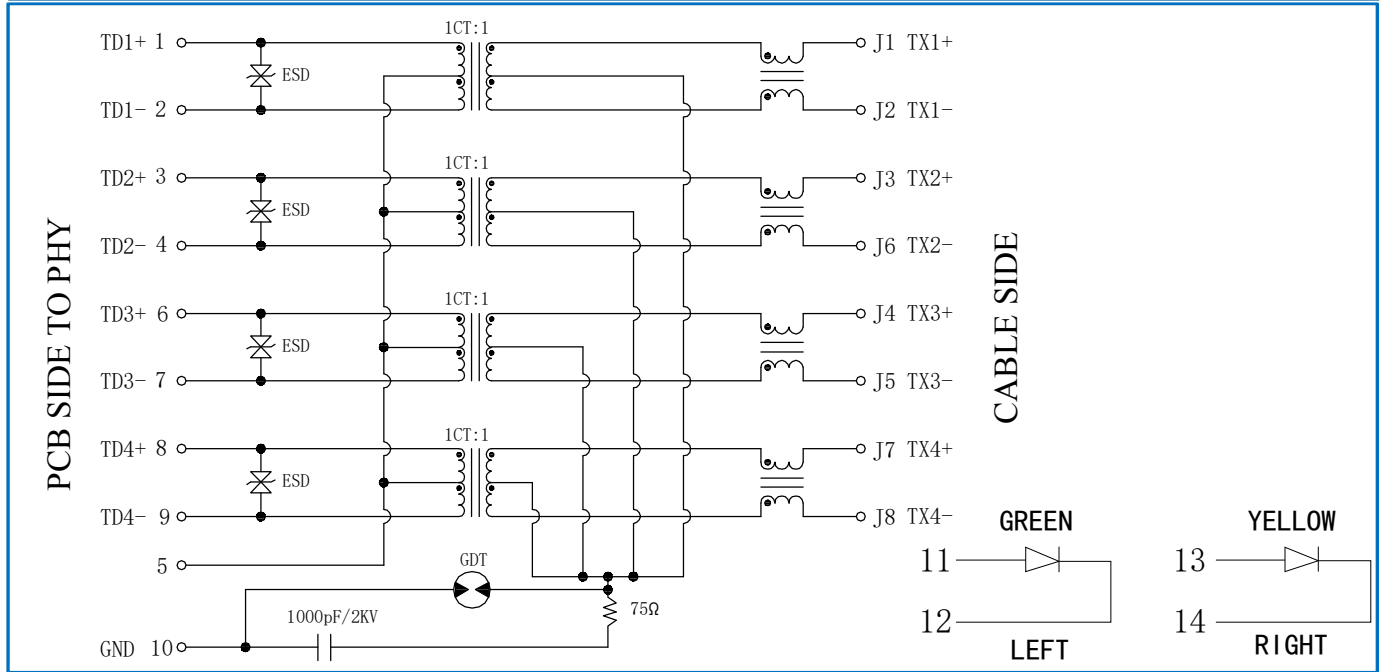
Material

- ◆ Housing: PBT,UL94V-0,BLACK.
- ◆ Terminals Bracket: PBT,UL94V-0,BLACK.
- ◆ Shield: C2680,T=0.20MM,Nickel Plating on all area.
- ◆ Terminal: Phosphor Bronze C5210,T=0.35MM,6U" GOLD Plating on contact area.

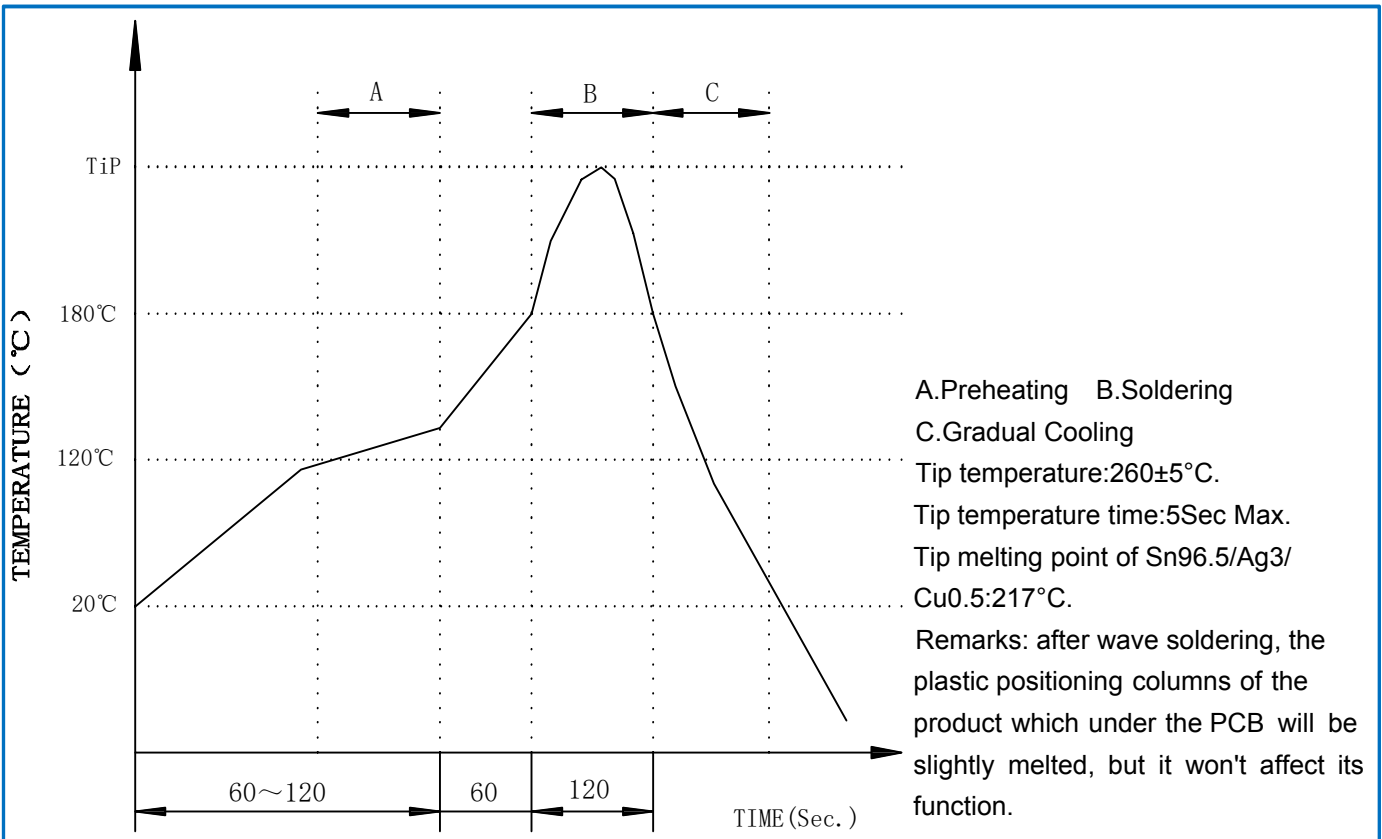
TAB-DOWN 1X1 1000M Lightning Protection Base For RJ45

UN111Q303AB2A1DFL

Schematic



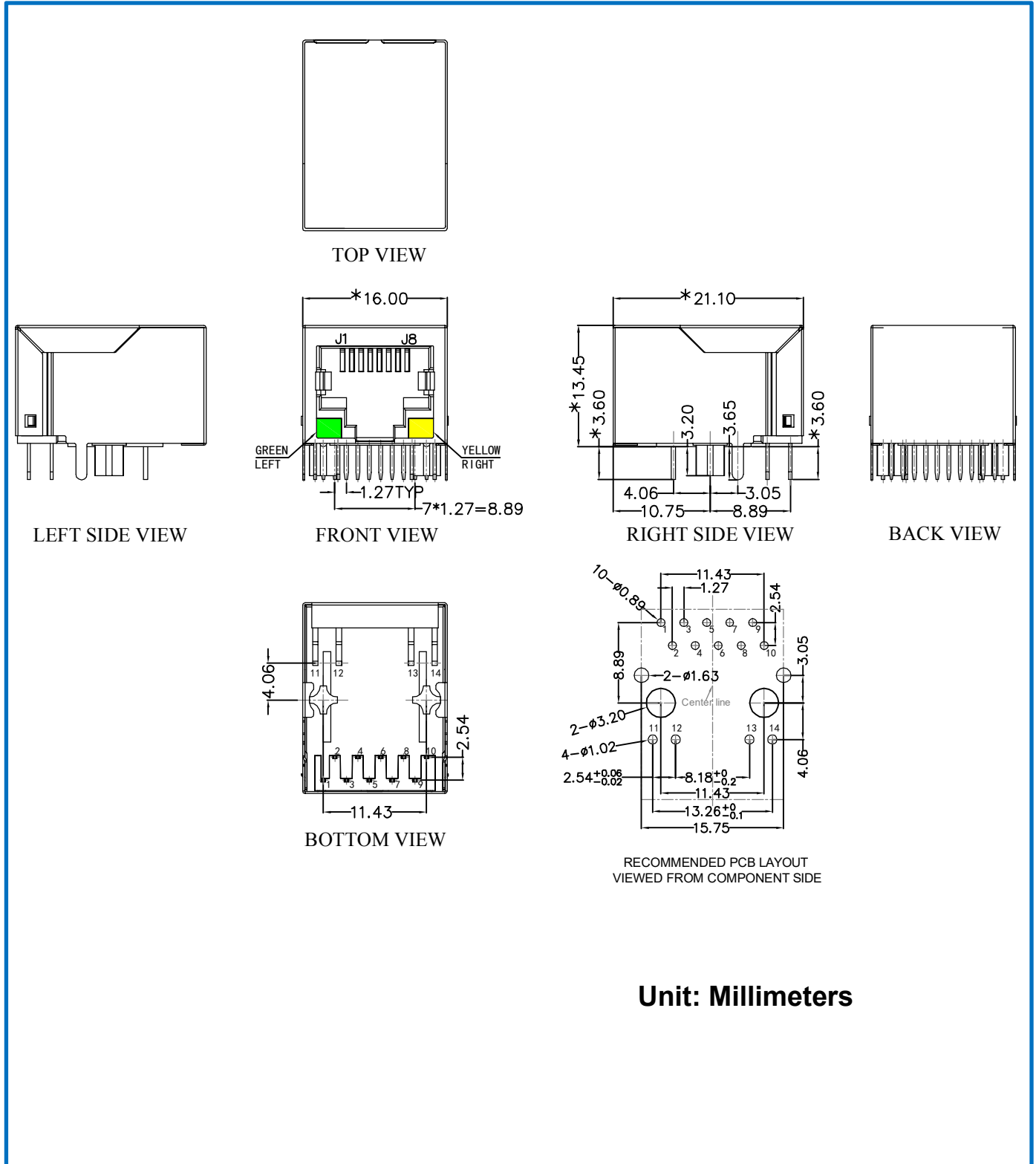
Soldering Parameters



TAB-DOWN 1X1 1000M Lightning Protection Base For RJ45

UN111Q303AB2A1DFL

Dimensions



Unit: Millimeters