



www.unsemi.com.tw

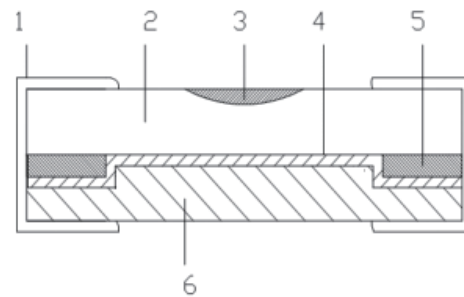

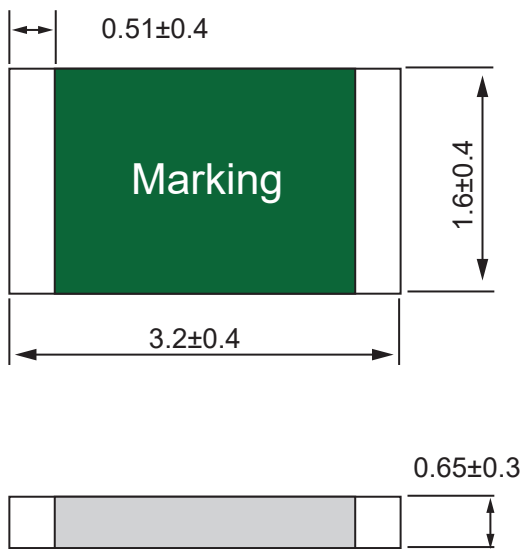
适用范围 / Scope of Application

本产品作为一种轻薄小的电子元器件，一般用于结构紧凑，体积微小的各类产品中，尤其应用在数码手持电子设备中。

This product as a kind of thin and small electronic components, is generally used in compact structure, small volume of products, especially the application in the digital handheld electronic devices.

结构及尺寸 / Dimensions and Structure

单位：毫米 / Unit: mm



编号 NO.	零件名称 Part Name	材质 Material
1	焊接端 End termination	镍/锡镀银 Silver over-plated with nickel&tin
2	本体 Substrate	陶瓷 Ceramic
3	标示 Marking	安培 Numeric ampere
4	熔断体 Element	银 Silver
5	端子 Terminal	银垫 Silver pad
6	覆盖物 Cover	不同颜色的玻璃 Glass with various color

产品规格/Product Specification

Part Number	Rated Voltage		Rated current	Breaking Capacity	Typical Cold Resistance (mOhms)	Typical Voltage Drop (mV)	Typical Melting I ² t (A ² Sec)	Marking			
UN1206-0630TS	24VDC	63VDC	630mA	50A@63VDC 50A@72VDC	810-1350	950	0.009	B			
UN1206-0750TS			750mA		635-1065	900	0.01	0.75			
UN1206-1100TS			1.00A		360-600	510	0.11	H			
UN1206-1125TS			1.25A		245-415	500	0.15	H			
UN1206-1150TS			1.50A		170-288	367	0.17	K			
UN1206-1200TS			2.00A		100-168	316	0.41	N			
UN1206-1250TS			2.50A		62-92	240	0.68	O			
UN1206-1300TS			3.00A		35-63	187	1.50	P			
UN1206-1350TS			3.50A		28-43	180	2.00	R			
UN1206-1400TS			4.00A		25-40	173	2.50	S			
UN1206-1450TS			36VDC		72VDC	4.50A	200A@24V 200A@32V 200A@36V	20-36	164	2.65	X
UN1206-1500TS						5.00A		18-30	145	4.00	T
UN1206-1600TS	6.00A	12-20		140		12.0		F			
UN1206-1700TS	7.00A	9.2-15.4		130		14.0		7			
UN1206-1800TS	8.00A	6.2-10.4		123		16.0		M			
UN1206-2100TS	10A	4.9-8.1		110		22.0		U			
UN1206-2120TS	12A	3.8-6.3		85		11.5		12			
UN1206-2150TS	15A	2.8-4.6		78		16.5		15			
UN1206-2200TS	20A	2.6-4.3		80		50.0		Q			
UN1206-2250TS	25A	1.2-2.0		90		60.0		L			
UN1206-2300TS	30A	1.0-1.6	90	100	Z						

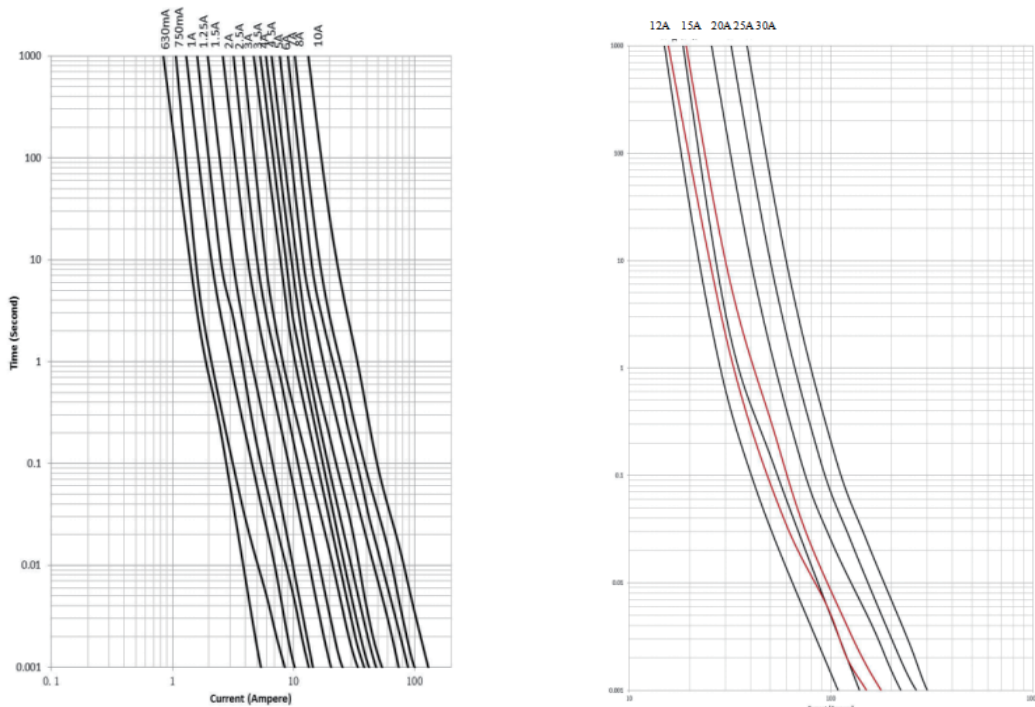
电气特性 / Electrical Characteristics

1. 熔断时限 / Opening Time

Electrical Characteristics						
Rated Current	1.0 In	2.0 In	2.5 In	3.0 In	3.5 In	10 In
630mA~3A	4 hour min.	1s~60s	5s max.	0.1s~3s	--	0.2ms~20ms
3.5A~5A		--				
6A~30A		--				

电气特性 / Electrical Characteristics

2. 平均时间电流曲线图 / Average Time Current Curves



环境特性 / Environmental Characteristic

1. 使用温度范围 / Operating Temperature : $-55^{\circ}\text{C} \sim +125^{\circ}\text{C}$ 。

2. 保存条件 Stock Condition :

湿度：相对湿度 $\leq 75\%$ 平均可以存放3年。

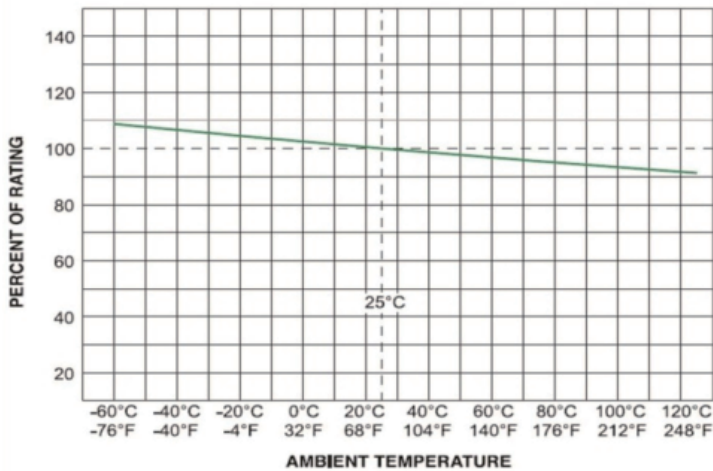
Humidity: Relative humidity $\leq 75\%$ store 3 years in average.

3. 若操作环境温度超出 $25 \pm 5^{\circ}\text{C}$ 范围，在选用保险丝规格时，需考虑操作环境温度对保险丝的影响，请参照如下：温度-电流曲线图。

When choosing the fuse's specification, if the operating environmental temperature beyond the scope from $20 \sim 30^{\circ}\text{C}$, engineer should consider the environmental temperature's affection to fuses. Please refer: Temperature Derating Curve:

环境特性 / Environmental Characteristic

Temperature Derating Curve



安装建议 / Installation Recommendations

1. 建议焊接参数 / Recommended Soldering Parameters.

A. 波峰焊参数 / Wave Parameters;

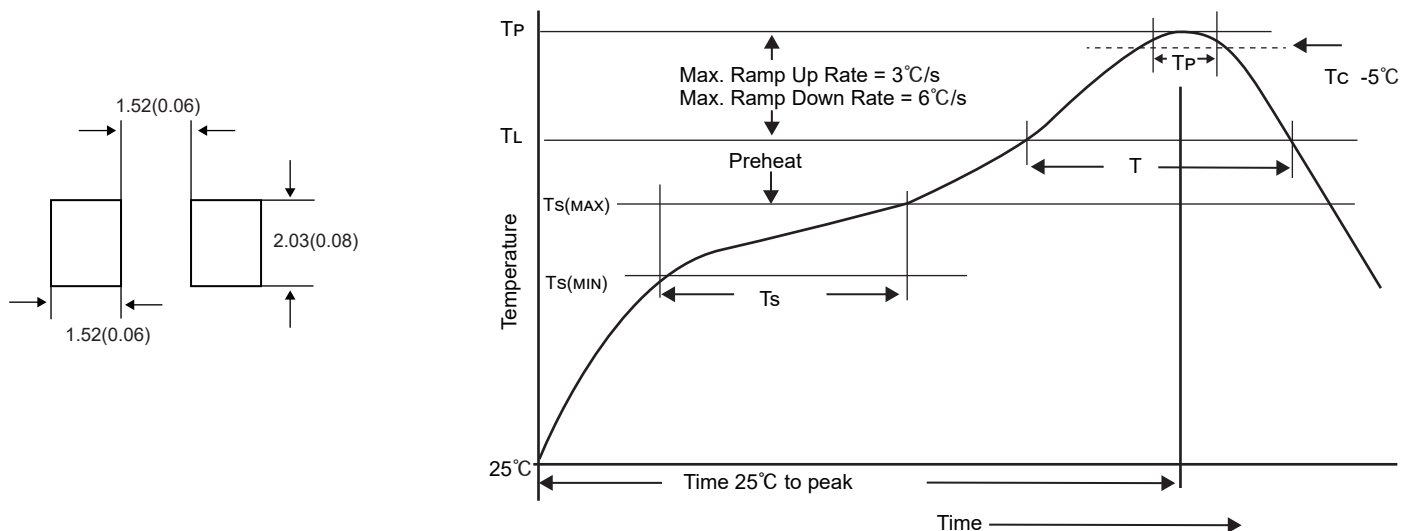
温度锡炉温度 / Solder Pot Temperature: 260°C ±10°C;

焊接时间 / Solder Dwell Time: 2~5s.

B. 手工焊参数 / Hand-Solder Parameters;

烙铁温度 / Solder Iron Temperature: 350±5°C;

焊接时间 / Heating Time: 3s Max.



包装 / Packaging

1. 包装袋/盒印明下列标示: / The following items indicated on the label:

1.1 产品料号、额定(电压、电流)、分断类型及安规名称。

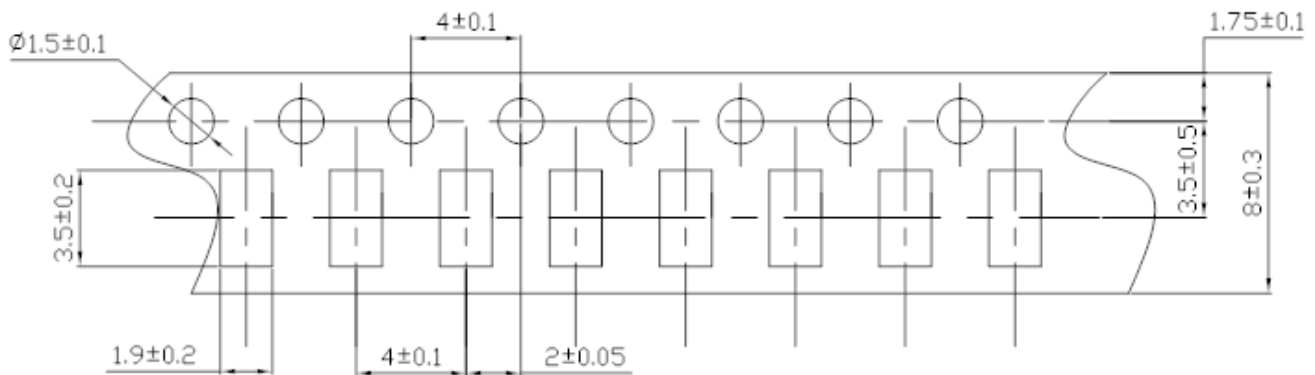
Catalog number, ratings (voltage, current), interrupting type and SBFety mark.

1.2 包装材料均符合ROHS/REACH/HF的环保要求, 且包装材料不会和零件发生化学反应, 造成不良。

The packing material conforms to ROHS/REACH/HF environmental protection request. And the packing materials will not have the chemical reaction with the components.

2. 包装数量 / Packing Quantity

3000 fuses on 8mm tape and-reel on a 7 inch (178mm) reel per



Disclaimer

UNSEMI RESERVES THE RIGHT TO MAKE CHANGE ON OUR PRODUCTS , PRODUCTS SPECIFICATION AND DATA WITHOUT NOTICE TO IMPROVE RELIABILITY, FUNCTION OR DESIGN OR OTHERWISE.

UN SEMICONDUCTOR LIMITED its affiliates, agents, and employees, and all persons acting on its or their behalf (collectively, "UNSEMI") does not give any representations or warranties for any errors, inaccuracies or incompleteness contained in any datasheet or in any other disclosure relating to any product.

In no event shall UNSEMI be liable for any indirect, incidental, punitive, special or consequential damages (including any and all implied warranties, warranties of fitness for particular purpose, non-infringement and merchantability.) whether or not such damages are based on tort (including negligence), warranty, breach of contract or any other legal theory.

Statements regarding the suitability of products for certain types of applications are based on UNSEMI knowledge of typical requirements that are often placed on UNSEMI products in generic applications. Such statements are not binding, statements about the suitability of products for a particular application. It is the customer's responsibility to validate that a particular product with the properties described in the product specification is suitable for use in a particular application. Parameters provided in datasheets or specifications may vary in different applications and performance may vary over time. All operating parameters, including typical parameters, must be validated for each customer application by the customer's technical experts. Product specifications do not expand or otherwise modify UNSEMI's terms and conditions of purchase, including but not limited to the warranty expressed therein.

Unless otherwise agreed in writing, UNSEMI product is not designed, authorized or warranted to be suitable for use in medical life-saving, or life-sustaining application , nor in applications where failure or malfunction of a UNSEMI product can reasonably be expected to result in personal injury, death or severe property or environmental damage. UNSEMI and its suppliers accept no liability for inclusion or use of UNSEMI products in such equipment or applications and therefore such inclusion and/or use is at the customer's own risk.

All referenced brands, product names, service names and trademarks are the property of their respective owners.